



WALES
CYMRU



DofE Wales Performance 2013/14

Contact

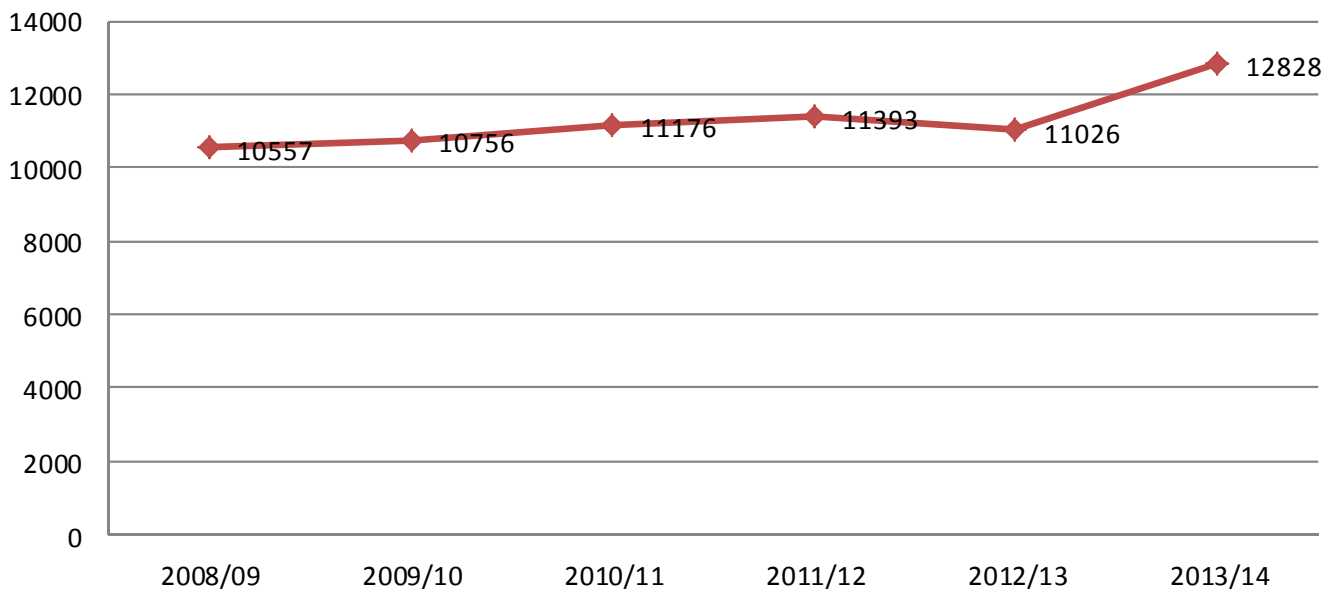
Stephanie Price
DofE Director—Wales
T: 01874 623086
E: Stephanie.price@dofe.org

Wales Performance

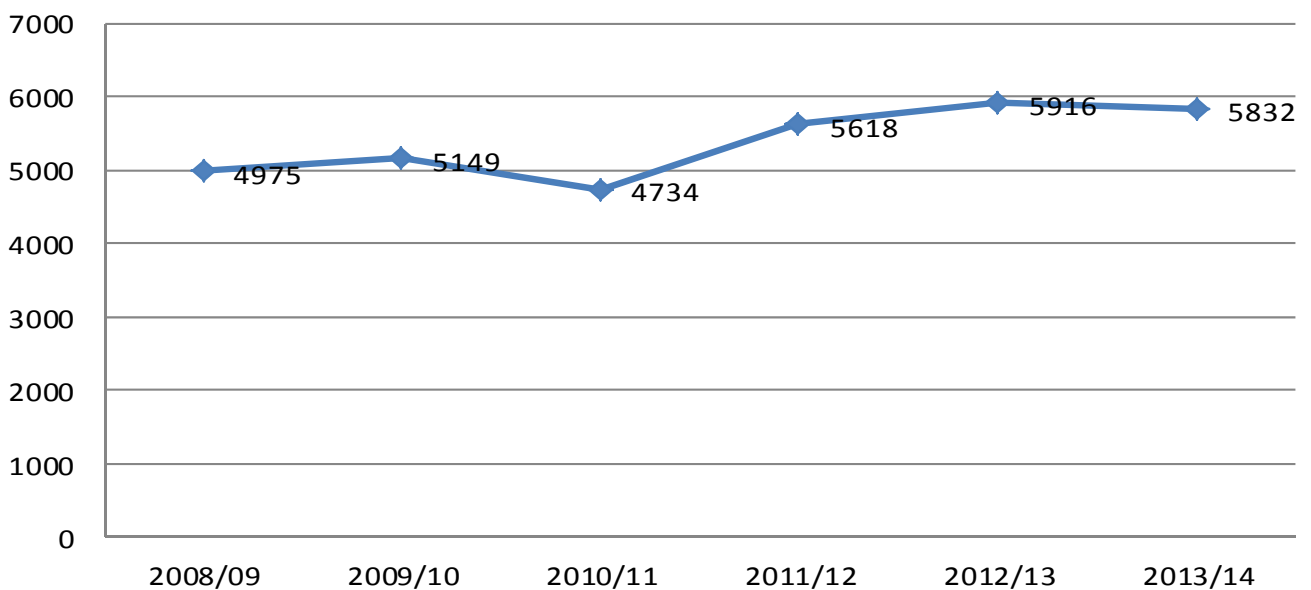
2013/14	New Starts
DLC's	724
NOA's	1099
Local Authorities	11005
Total All Wales	12828

2013/14	Achievements
DLC's	319
NOA's	643
Local Authorities	4870
Total All Wales	5832

New Starts Annually 2008/09 - 2013/14



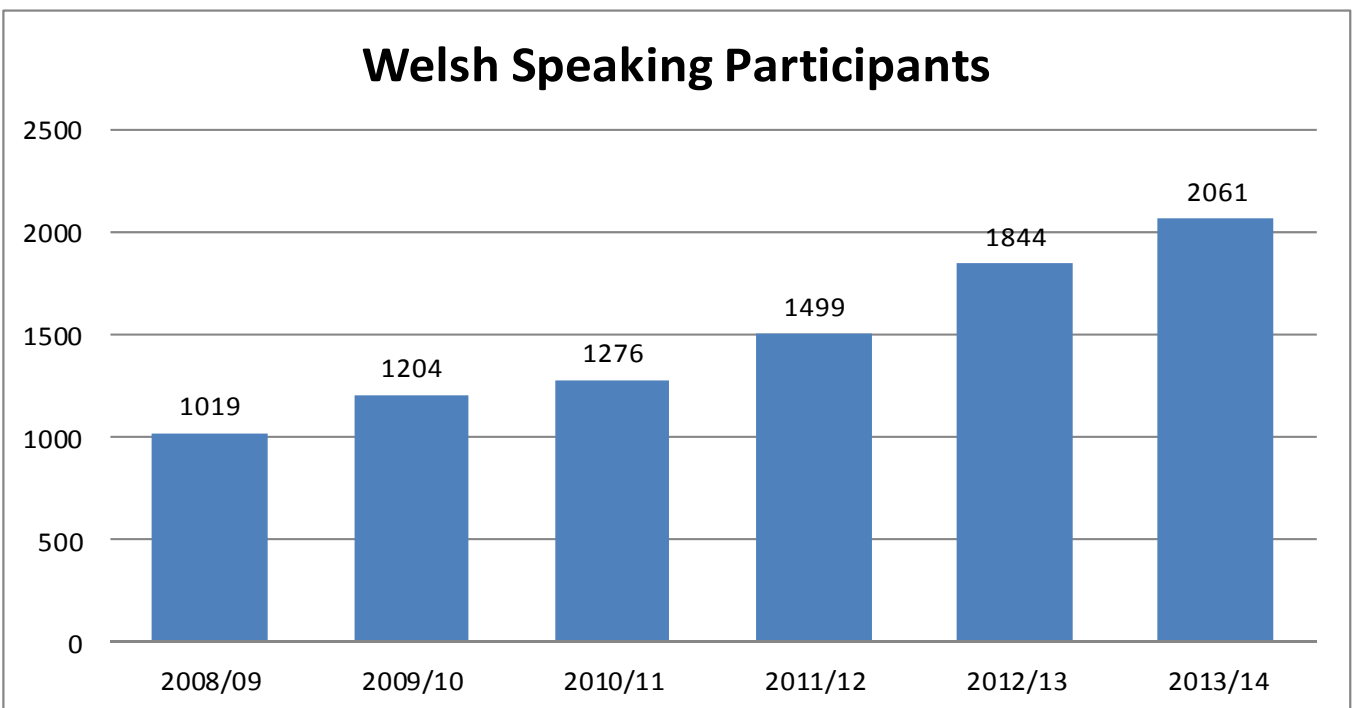
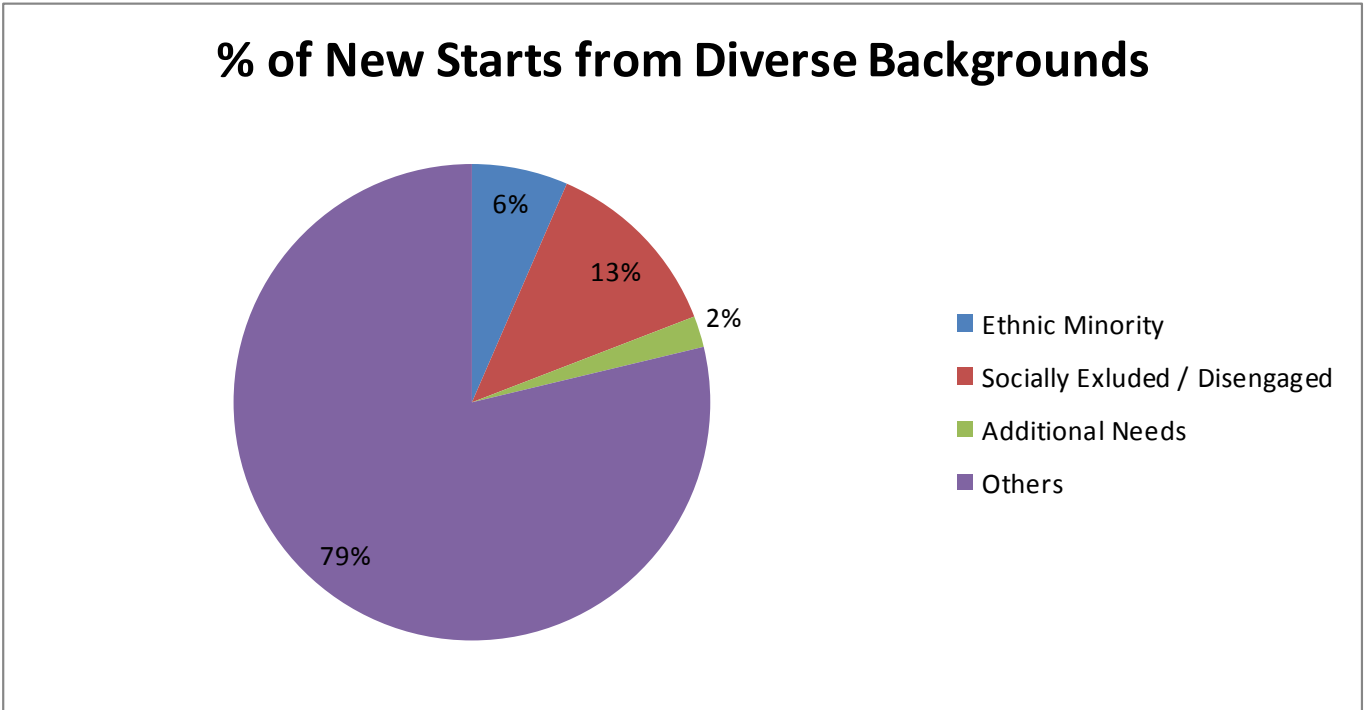
Achievements Annually 2008/09 - 2013/14



Extending the Reach

NEW STARTS BY GROUP	
Ethnic Minority	796
Socially Excluded / Disengaged	1540
Additional Needs	258
Others	9608
TOTAL	12202*

* Number excludes UK licenced Voluntary Organisations - ATC/ACF/Sea Cadets



Local Authorities

LO	New Starts
Carmarthenshire	1270
Cardiff	1198
Swansea	714
Neath Port Talbot	666
Vale of Glamorgan	661
Newport	642
Pembrokeshire	557
Rhondda Cynon Taff	517
Bridgend	455
Powys	450
Denbighshire	445
Flintshire	419
Monmouthshire	418
Conwy	415
Ceredigion	377
Wrexham	365
Caerphilly	340
Torfaen	287
Gwynedd	279
Blaenau Gwent	248
Anglesey	152
Merthyr Tydfil	130
Total	11005

LO	Achievements
Carmarthenshire	640
Neath Port Talbot	490
Cardiff	465
Pembrokeshire	343
Conwy	291
Newport	280
Bridgend	278
Swansea	261
Rhondda Cynon Taff	232
Flintshire	221
Vale of Glamorgan	192
Powys County Council	186
Caerphilly	147
Monmouthshire	139
Denbighshire	138
Blaenau Gwent	125
Torfaen	121
Wrexham	108
Ceredigion	78
Merthyr Tydfil	74
Anglesey	31
Gwynedd	30
Total	4870

Local Authorities

LO	% Completion Rate*
Neath Port Talbot	73.6
Conwy	70.1
Pembrokeshire	61.6
Bridgend	61.1
Merthyr Tydfil	57.0
Flintshire	52.7
Blaenau Gwent	50.4
Carmarthenshire	50.4
Rhondda Cynon Taff	44.9
Newport	43.6
Caerphilly	43.2
Torfaen	42.2
Powys	41.3
Cardiff	38.8
Swansea	36.6
Monmouthshire	33.3
Denbighshire	30.8
Wrexham	29.6
Vale of Glamorgan	29.0
Ceredigion	20.7
Isle of Anglesey	20.4
Gwynedd	10.8
Wales Average	44.3

* Awards Achieved as a % of New Starts in the same year

LO	% Penetration**
Carmarthenshire	5.3
Vale of Glamorgan	4.0
Neath Port Talbot	3.7
Monmouthshire	3.6
Denbighshire	3.6
Pembrokeshire	3.5
Conwy	3.0
Newport	2.9
Powys	2.8
Bridgend	2.5
Blaenau Gwent	2.5
Ceredigion	2.3
Torfaen	2.2
Flintshire	2.1
Wrexham	2.0
Isle of Anglesey	1.8
Swansea	1.8
Cardiff	1.7
Merthyr Tydfil	1.6
Rhondda Cynon Taff	1.5
Gwynedd	1.4
Caerphilly	1.4
Wales Average	2.5

** New Starts as a % of 14-24 year old population

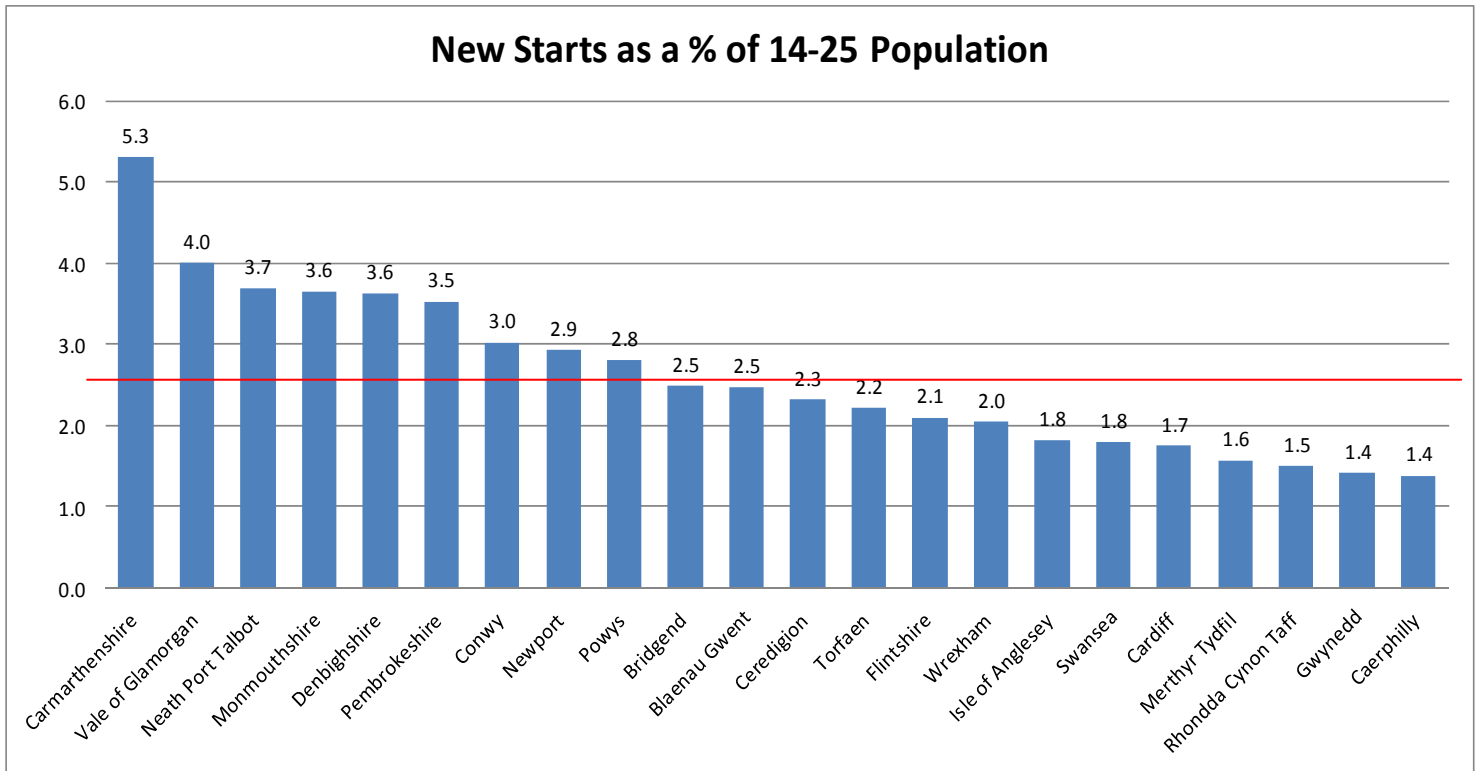
Level Penetration

NEW STARTS LA	GOLD ENTRANTS	17-24 POPULATION	GOLD PENETRATION
Blaenau Gwent	7	7456	0.09
Bridgend	8	13151	0.06
Caerphilly	5	17631	0.03
Cardiff	203	56865	0.36
Carmarthenshire	138	17185	0.80
Ceredigion	88	14031	0.63
Conwy	46	9649	0.48
Denbighshire	42	8737	0.48
Flintshire	25	14346	0.17
Gwynedd	25	15704	0.16
Isle of Anglesey	5	6008	0.08
Merthyr Tydfil	23	6130	0.38
Monmouthshire	73	7832	0.93
Neath Port Talbot	55	12990	0.42
Newport	18	16083	0.11
Pembrokeshire	55	11147	0.49
Powys	57	11056	0.52
Rhondda Cynon Taff	56	25806	0.22
Swansea	139	31739	0.44
Torfaen	5	9354	0.05
Vale of Glamorgan	98	11604	0.84
Wrexham	67	13125	0.51
Total	1238	337629	0.37

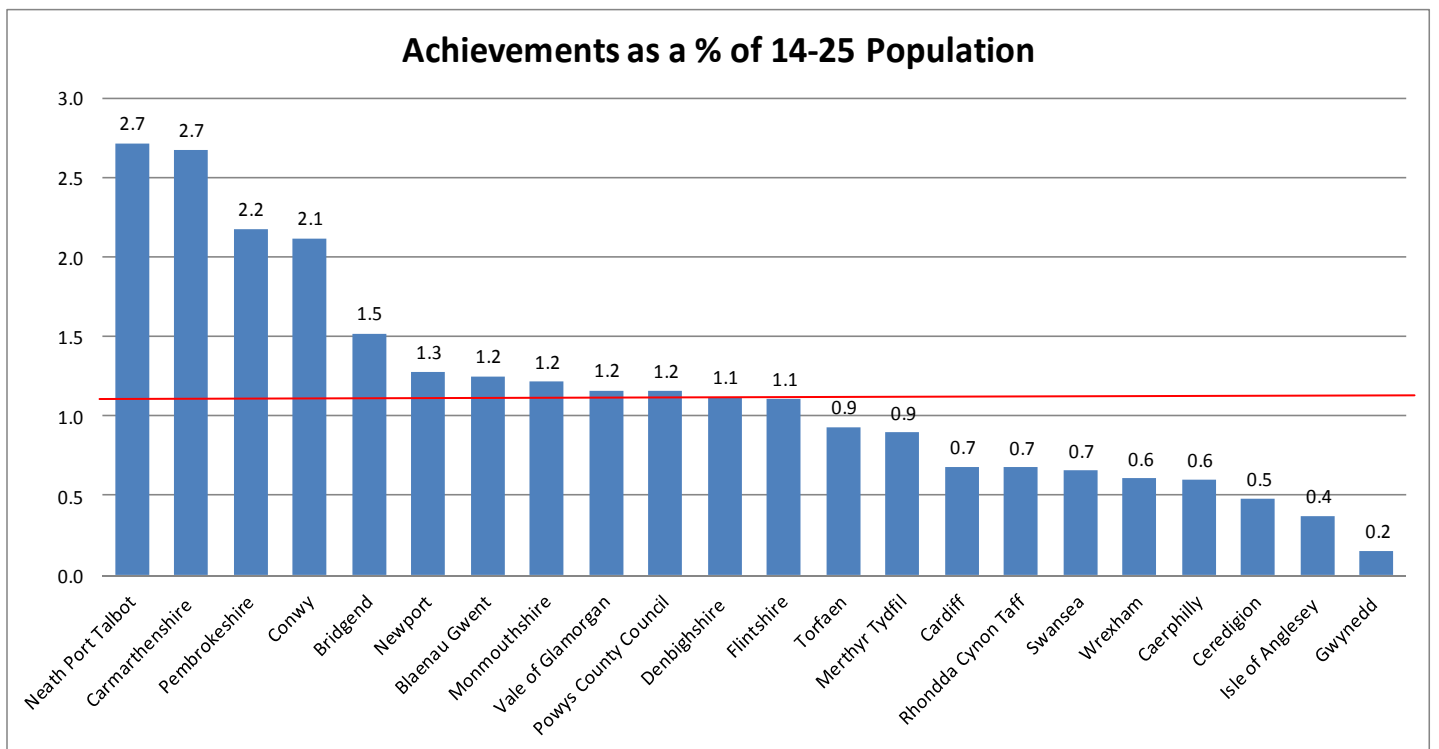
NEW STARTS LA	BRONZE / SILVER	14-16 POPULATION	BRONZE / SILVER PENETRATION
Blaenau Gwent	241	2565	9.40
Bridgend	447	5166	8.65
Caerphilly	335	6891	4.86
Cardiff	995	11606	8.57
Carmarthenshire	1132	6784	16.69
Ceredigion	289	2245	12.87
Conwy	369	4095	9.01
Denbighshire	403	3517	11.46
Flintshire	394	5630	7.00
Gwynedd	254	4022	6.32
Isle of Anglesey	147	2328	6.31
Merthyr Tydfil	107	2162	4.95
Monmouthshire	345	3633	9.50
Neath Port Talbot	611	5091	12.00
Newport	624	5836	10.69
Pembrokeshire	502	4627	10.85
Powys	393	5005	7.85
Rhondda Cynon Taff	461	8604	5.36
Swansea	575	8057	7.14
Torfaen	282	3626	7.78
Vale of Glamorgan	563	4939	11.40
Wrexham	298	4710	6.33
Total	9767	111139	8.79

Local Authority Penetration

New Starts as a % of 14-25 Population

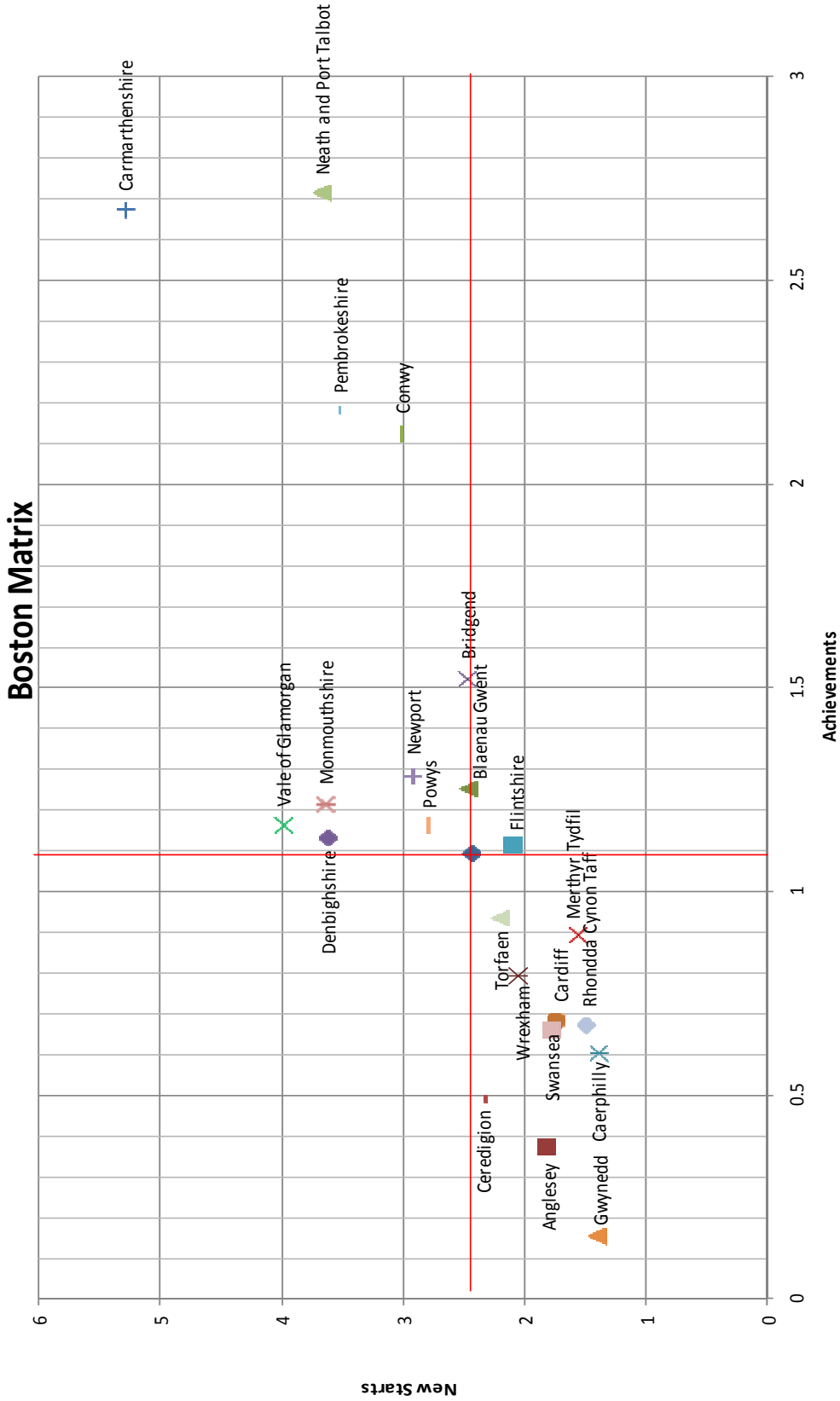


Achievements as a % of 14-25 Population



Red line indicates Wales average

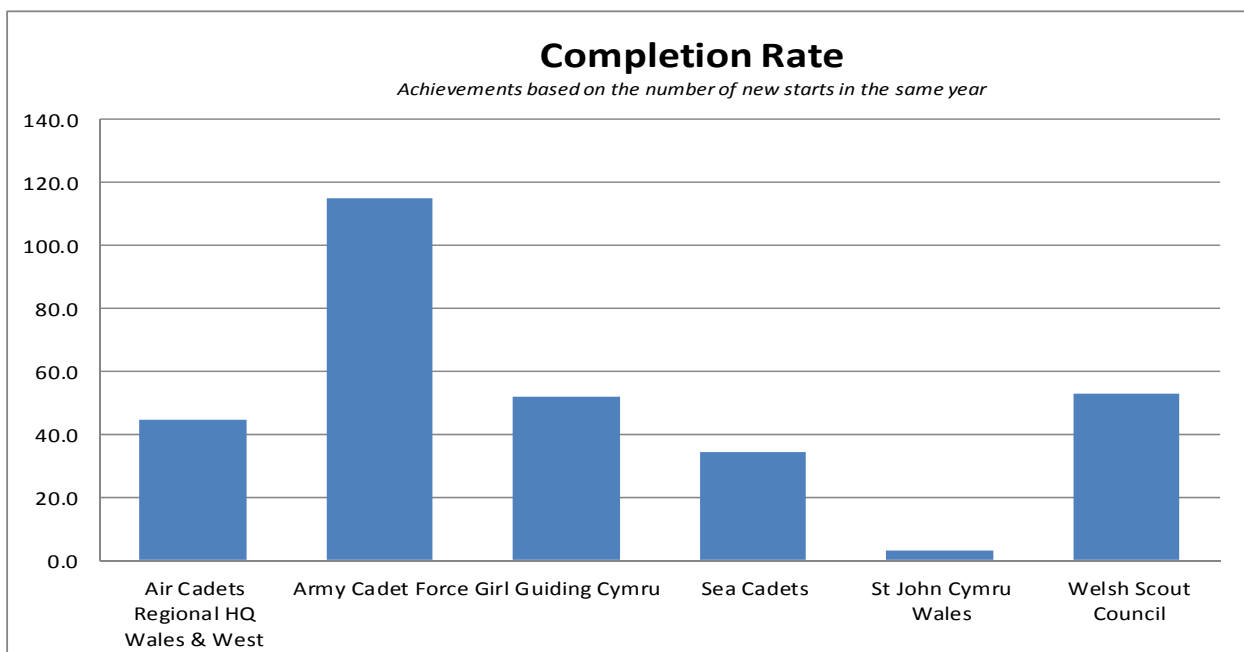
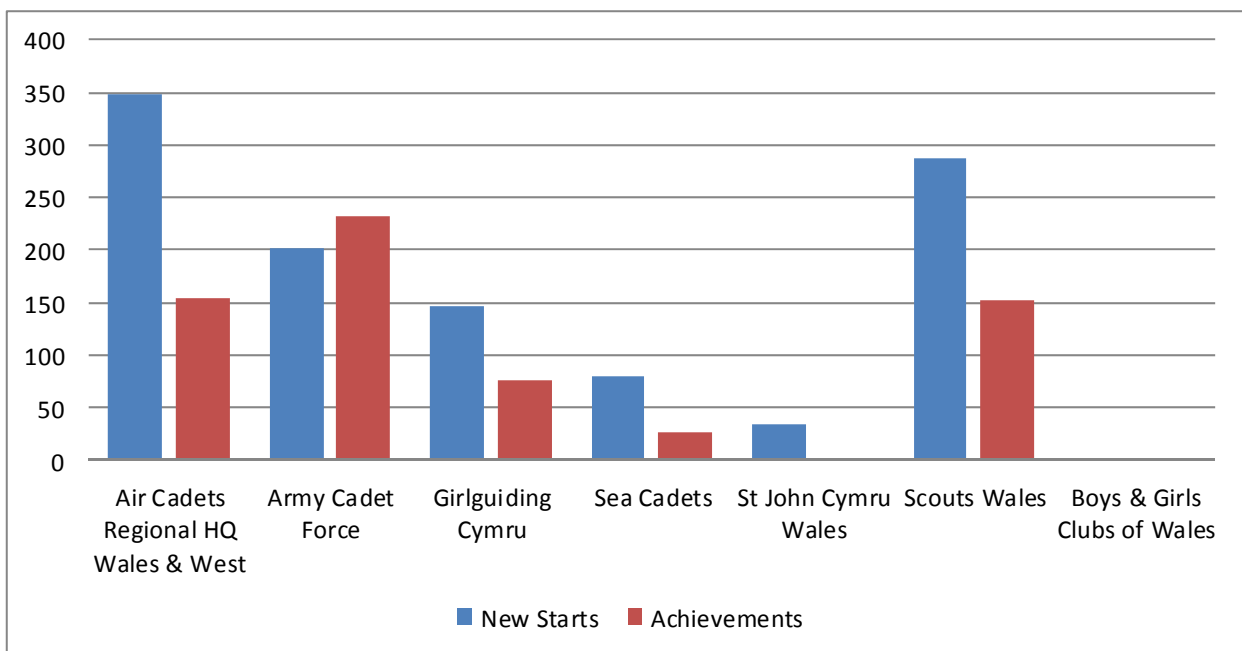
Local Authorities Comparative Performance



Horizontal line = number of new starts 2013/14 as a % of the 14-25 population in Wales.
 Vertical line = number of awards gained 2013/14 as a % of the 14-25 year old population in Wales.

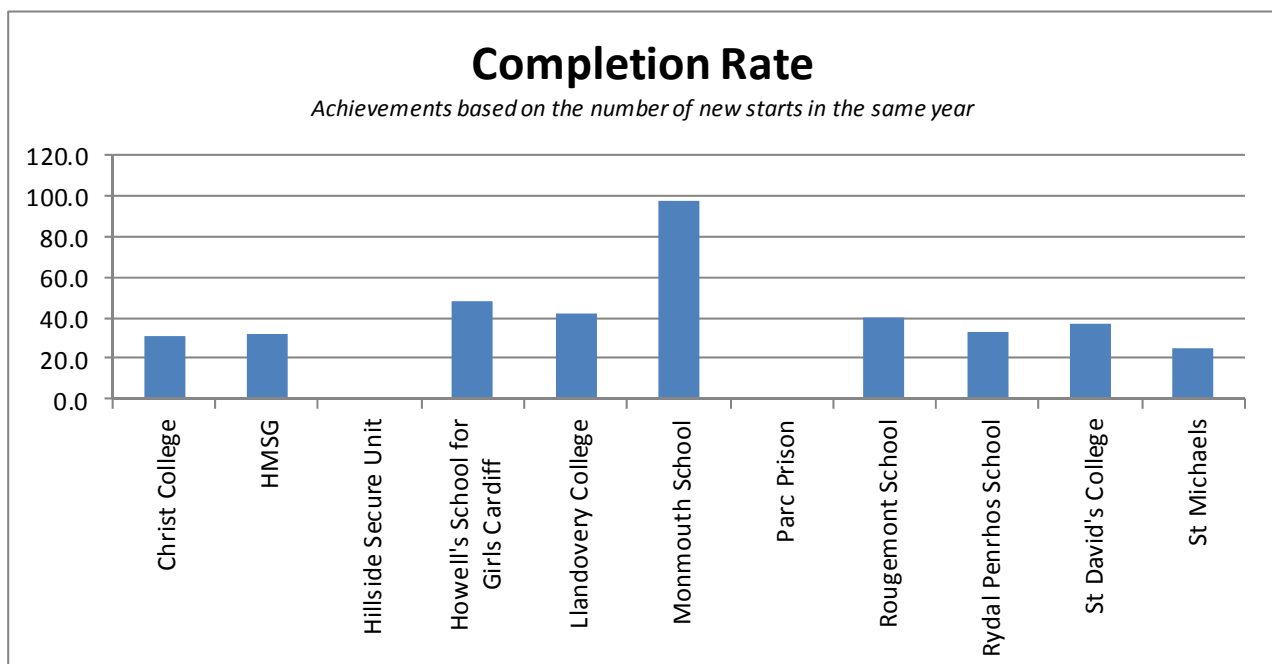
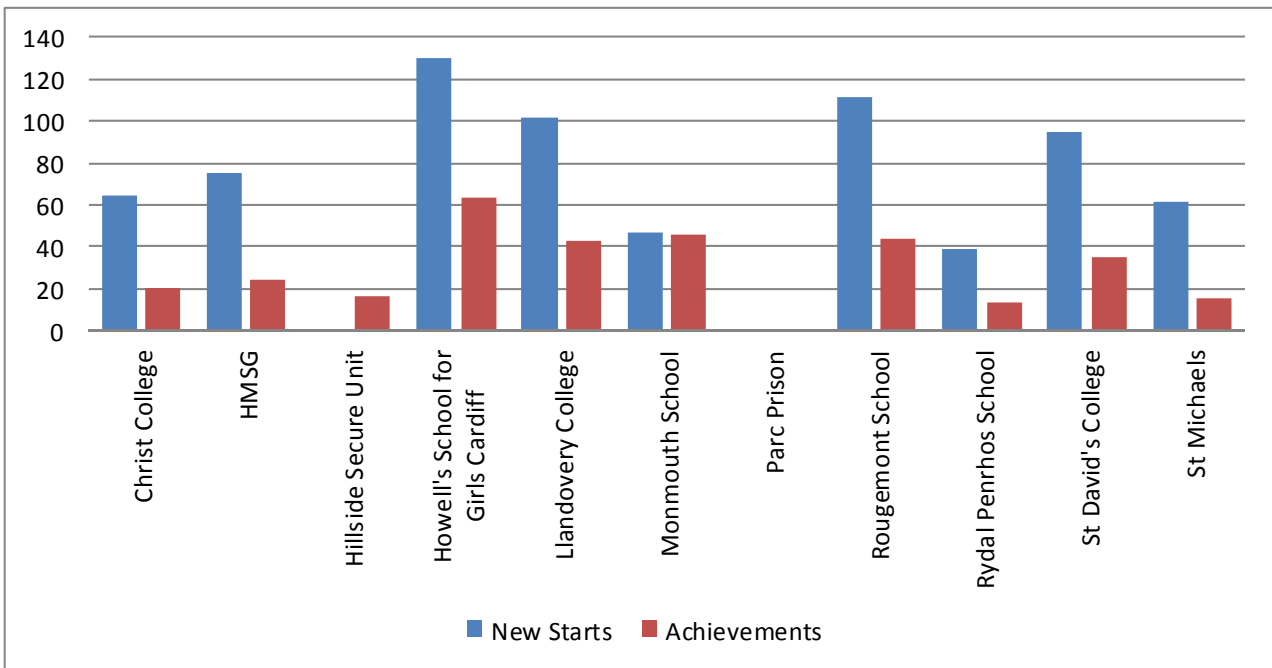
National Operating Authorities

NOA	New Starts	Achievements
Air Cadets Regional HQ Wales & West	349	155
Army Cadet Force	202	232
Girlguiding Cymru	146	76
Sea Cadets	79	27
St John Cymru Wales	35	1
Scouts Wales	288	152
Boys & Girls Clubs of Wales	0	0
Total	1099	643



Directly Licensed Centres

DLC	New Starts	Achievements
Christ College	64	20
Haberdashers Monmouth School for Girls	75	24
Hillside Secure Unit	0	16
Howell's School for Girls Cardiff	130	63
Llandovery College	102	43
Monmouth School	47	46
Parc Prison	0	0
Rougemont School	111	44
Rydal Penrhos School	39	13
St David's College	95	35
St Michaels	61	15
Total	724	319



Notes

“ *The DofE is something really different - it's active and a great opportunity to try new things.* **”**

Anna

DofE participant